



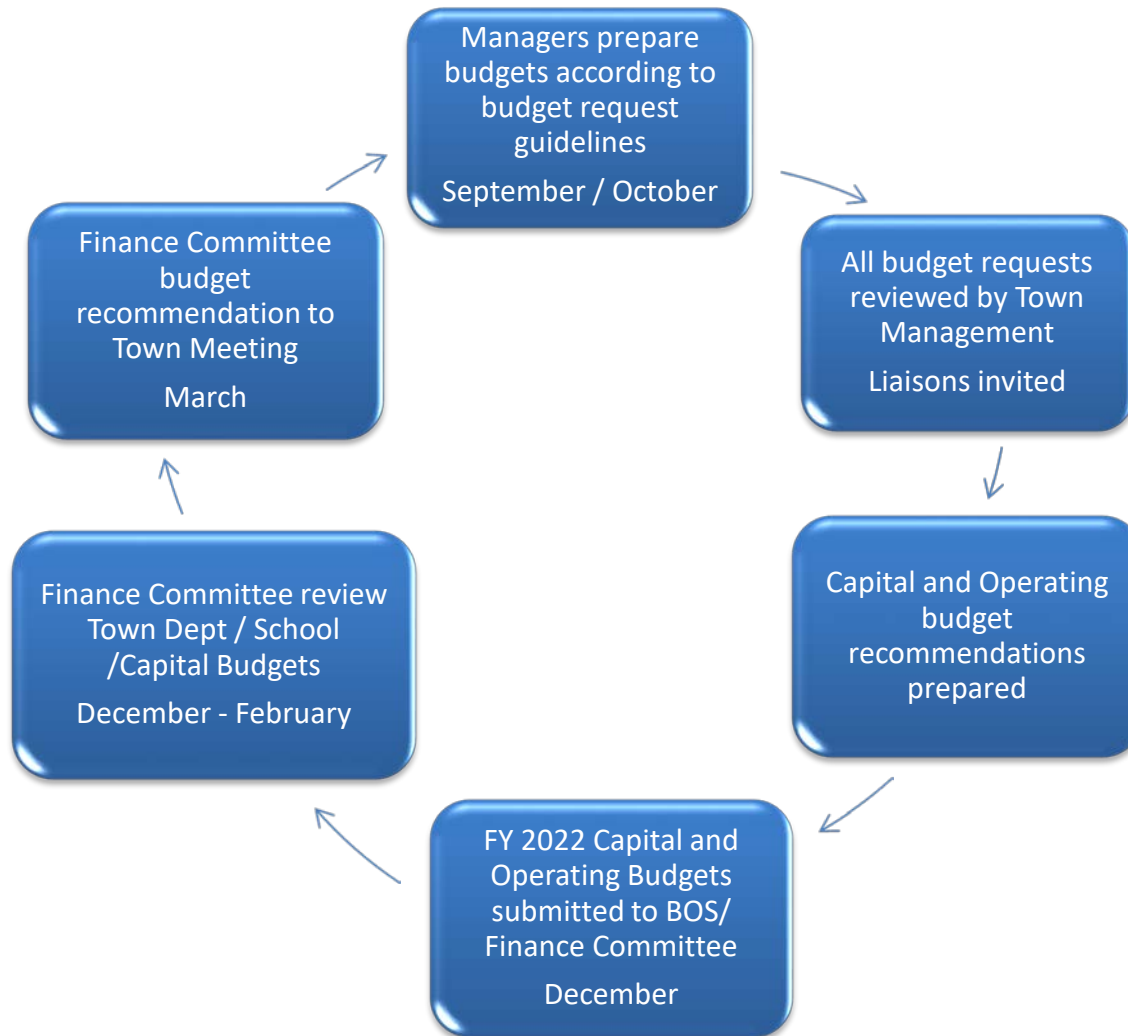
Fiscal 2022
Management Recommendation
Town Operating Budget

Town of Wayland
December 14, 2020

Acknowledgements

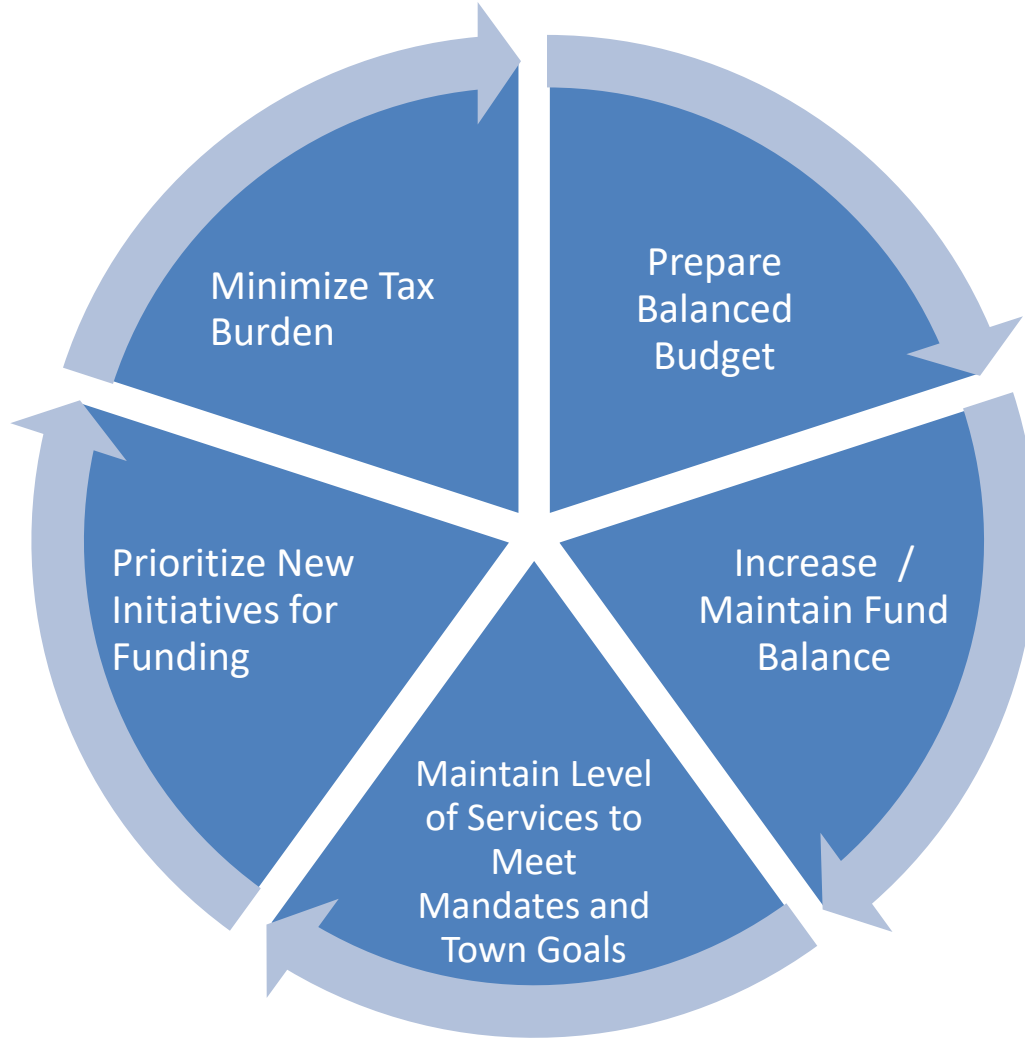
- *Financial Team*
- Town Employees
 - Town Administrator
 - Finance Director
 - Town Department Managers
- Boards and Committees
 - Board of Selectmen
 - Finance Committee
 - All other town departmental boards and committees

FY 2022 Budgetary Cycle



- 1 Budgetary Goals
- 2 Available Revenue
- 3 FY 2022 Town Budget Initiatives
- 4 FY 2022 Town Administrator Town Budgets / Unclassified
- 5 Financial Plan

Budgetary Goals



Summary of Challenges for FY2022

- Continuing uncertainty with pandemic
 - Duration
 - Severity
- Economic uncertainty
 - State aid
 - Business climate
- Uncertain Demands on Town Services
 - Health
 - Public Safety
 - Construction Support
 - Emergency Response
 - Schools

Available Revenue

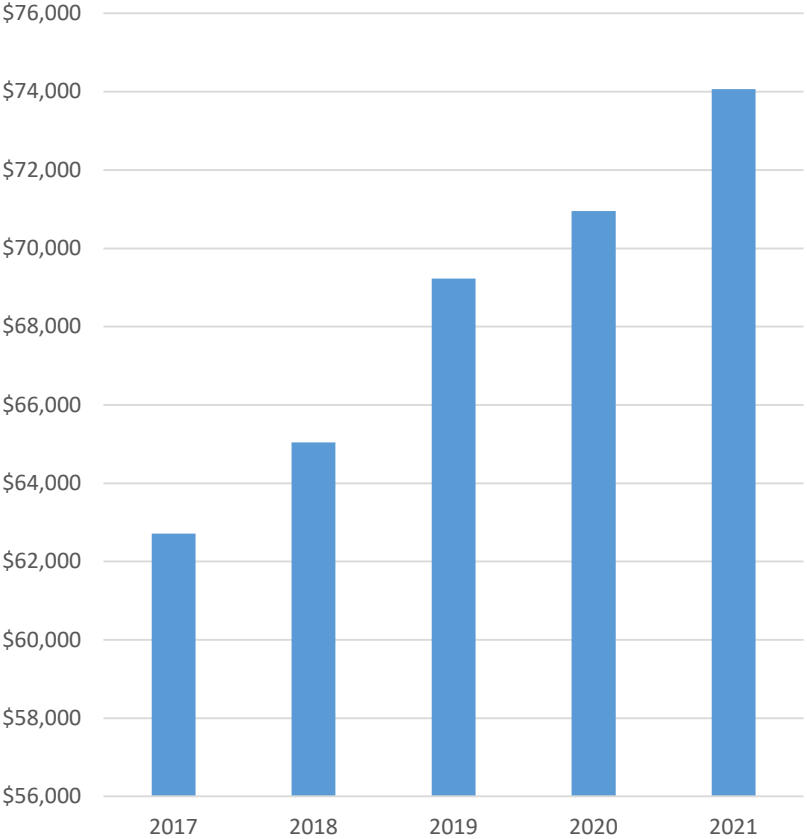
Anticipated FY 2022 Revenue

Revenue Sources

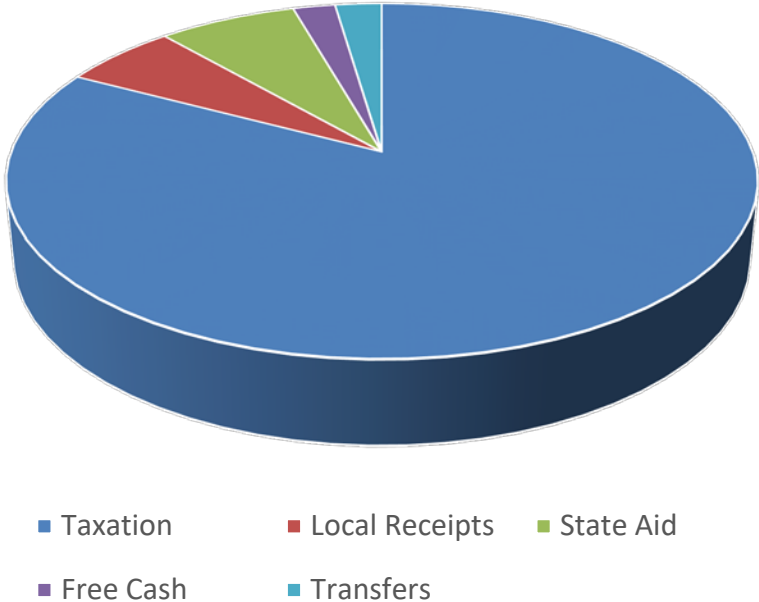
- Real Estate and Personal Property Taxation
- State Aid
- Local Receipts
- Transfers from Other Funds
- Free Cash

Total Five -Year Town Revenue

Total 5-Year Revenue

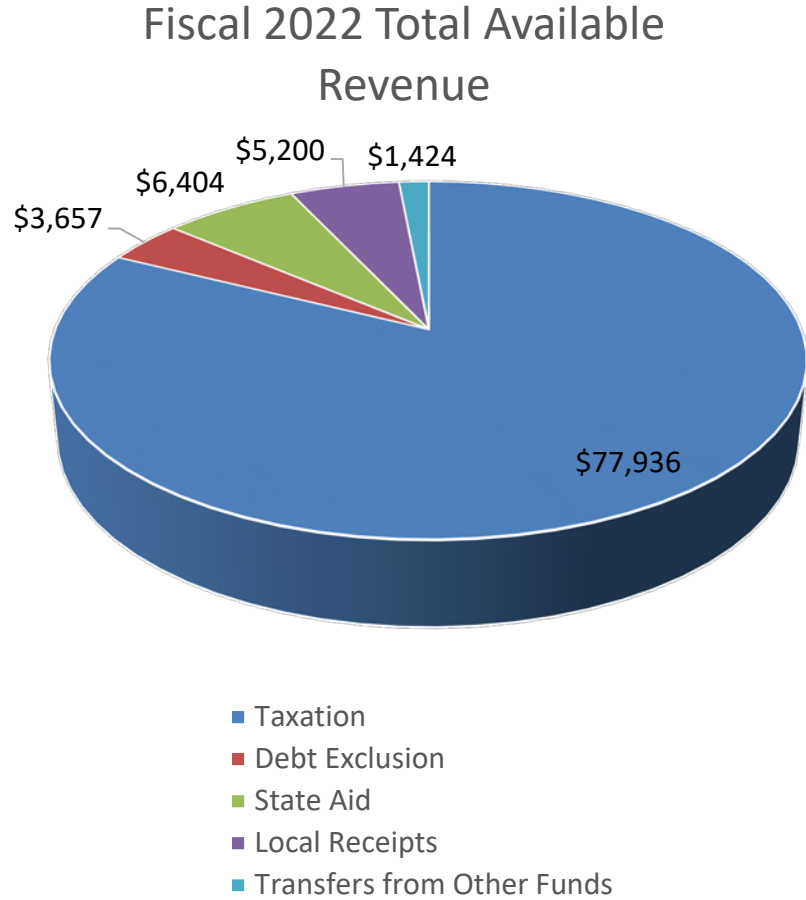


5-Year Revenue Category Allocation



FY 2022 Estimated Available Revenue

Fiscal 2022 Total Available Revenue		
	Fiscal 2022	% of Total
Taxation		
Prior Year Levy Limit	\$75,547,000	
2 1/2 % Increase	\$1,889,000	
New Growth	\$400,000	
Rivers Edge New Growth	\$100,000	
Annual Levy Limit	<u>\$77,936,000</u>	<u>86%</u>
Debt Exclusion		
	\$3,657,000	4%
Annual Max Levy Limit	<u>\$81,593,000</u>	<u>86%</u>
State Aid		
	<u>\$6,403,865</u>	<u>7%</u>
Local Receipts		
	<u>\$5,200,000</u>	<u>5%</u>
Transfers from Other Funds		
	<u>\$1,424,154</u>	<u>2%</u>
Free Cash	<u>\$0</u>	
Overlay	<u>\$0</u>	
Total Available Revenue Sources	<u><u>\$94,621,019</u></u>	



FY 2022

Departmental Payroll Initiatives

- No new FTEs proposed in FY2022 for town departments
- Additional funding for seasonal and contractual

Town Departmental Payroll	
<i>Payroll:</i>	
Building Department – Increase inspector hours	\$12,554
Conservation – Increase seasonal labor	\$4,287
DPW- Highway - Increase seasonal labor	\$3,860
DPW- Parks – Increase seasonal labor	\$3,850

FY 2022

Departmental Expense Initiatives

Increase departmental or service delivery efficiency

Town Departmental Expenses	Dollar Increase
<i>Expenses:</i>	
Treasury Office – Consultant / Audit Support	\$17,500
Conservation Department – Increase services	\$6,200
Information Technology – Permitting Software	\$62,000
Facilities – Fleet Management System	\$5,000
DPW – Parks – Tree Inventory and Categorization	\$25,000

FY2022 Management Recommendation Committed Increases

Unclassified Budgets

Unclassified Budgets Committed Increases	
	\$ Chg.
Unclassified	
Reg Voc Ed	\$67,000
Retirement	\$196,099
Insurance 32B	\$595,991
General Insurance	\$49,000
Medicare Tax	\$31,912
Resv Salary Adjustment	\$390,966
Total	\$1,330,968

Town Department

Town Departmental Committed Increases	
	\$ Chg.
<u>Payroll</u>	
New Hire / Steps	\$69,037
CBA increase	76,822
	<hr/> \$145,859
<u>Expenses</u>	
Utilities	\$31,150
	<hr/>
Total	\$322,868

FY 2022 Management Recommendation Budget Summary

Summary of Management Budget:	Dollar / Percent
<u>Total Town Department Budget Summary</u>	<u>\$19.4M</u>
Total Budget by Category	
Total Payroll	\$14.0M
Total Expense	\$5.6M
Total Dollar Increase	\$.170M
Total % Increase	.88%
<u>Total Unclassified Budget Summary</u>	<u>\$24.4M</u>
Total Dollar Increase	\$1.1M
Total % Increase	4.79%
<u>Total Departmental and Unclassified Budgets % Increase</u>	<u>2.92%</u>

FY2022 Financial Plan Expenditures

FY 21 Recommended Expenditures	Budget	% Chg.
Town Departmental Budget	\$19.6M	.88%
School Budget	\$M	%
Unclassified Budget	<u>\$24.4M</u>	<u>4.79%</u>
<u>Other Expenditures</u>		
OPEB	\$.500M	100%
Capital- Cash Capital	\$.600M	0%
Capital- Free Cash	\$2.0M	0%
State Assessments	\$.117M	0%
Overlay	<u>\$.137M</u>	<u>0%</u>
Total Other Expenditures	<u>\$3.3M</u>	<u>0%</u>

FY2022 Financial Plan Revenues

FY 22 Recommended Revenues	Budget	% Chg.
Taxation	TBD	TBD
Local Receipts	\$5.2M	2%
State Aid	\$6.4M	0%
Transfers from Other Funds	\$1.3M	2%
Free Cash	<u>\$2.0M</u>	<u>0%</u>
<u>Total Revenue</u>	<u>TBD</u>	<u>TBD</u>